

Student Startup Kit @HKUL

Startup Kit @HKUL

<https://libguides.lib.hku.hk/startup>

Attend
/visit

- ☐ [Library training](#)
- ☐ [Online Course: Plagiarism & academic honesty](#)
- ☐ [Student card](#)
- ☐ [JULAC card](#)
- ☐ [Book a Space](#)

Configure
/install

- ☐ [Mobile@HKUL](#)
- ☐ [Reload via HKUL](#)
- ☐ [HKUL Search Assistant](#)
- ☐ [Google Scholar](#)
- ☐ [Endnote](#)

Explore
/search

- ☐ [ReadingList@HKUL](#)
- ☐ [Find@HKUL](#)
- ☐ [Databases](#)
- ☐ [Alerts](#)
- ☐ [Turnitin](#)
- ☐ [ExamBase](#)
- ☐ [Subject Guides](#)
- ☐ [HKU e-Learning Resource Hub](#)
- ☐ [Research Support@HKUL](#)



**onfigure
/install**

01

Mobile@HKUL

03

Reload via HKUL

05

Endnote

We will cover

02

**HKU Library
Search Assistant**

04

Google Scholar

06

Questions & Answers



01

Mobile@HKUL

Quick mobile access to HKU
library information and services

App Features



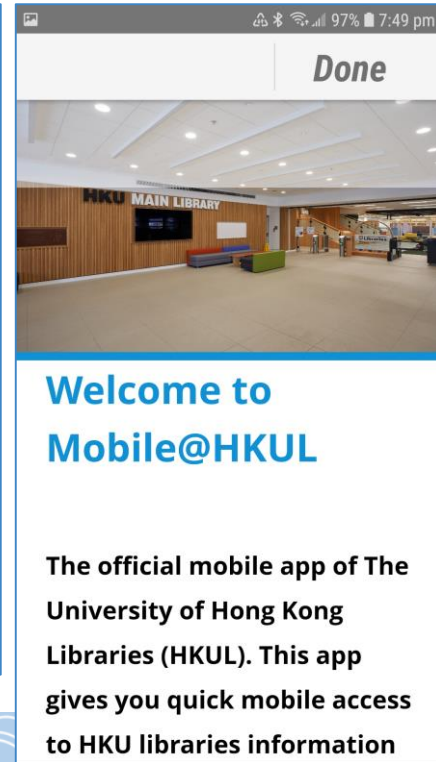
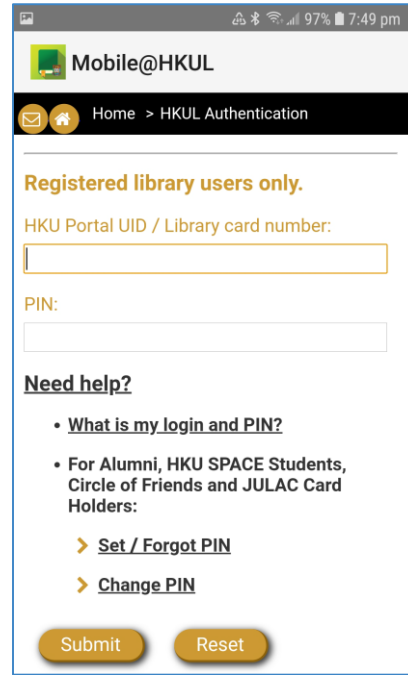
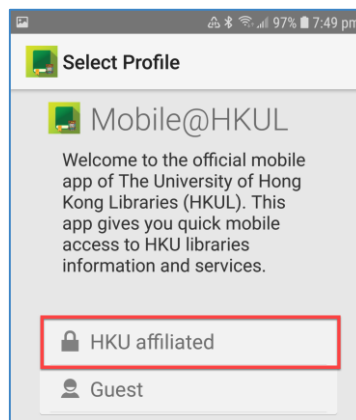
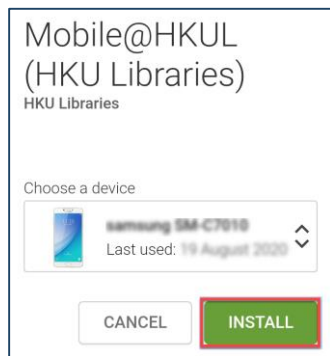

<https://libguides.lib.hku.hk/mobilehku>

- Receive alerts and announcements with Push Notifications
- Manage your HKUL account - view your loans, requests and fine/fees, online renewals and more
- Search the Library Catalogue
- Locate libraries on and off campus
- Opening hours of libraries and study areas
- View your course information and reading lists
- Search the Library Staff Directory and look up contact information
- Receive the latest news and events from the HKUL
- Access to key e-resources on LibGuides

New features are continuously being planned and released, so please keep checking for updates.

- Access to HKU Moodle (*Aug/Sep Release*)
- View your current UPrint quota
- Access to HKU uPay mobile payment
- Facilities booking - check availability of library facilities, make/cancel reservation (pending)

Install Mobile@HKUL: main steps



Install Mobile@HKUL



[Install Mobile@HKUL on Android Device](#)


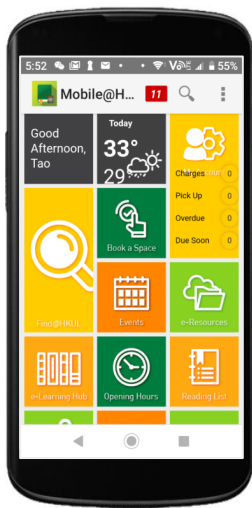


[Install Mobile@HKUL on IOS Device](#)



Hands-on Exercises

Find ...



1. Today's opening hours of Main Library

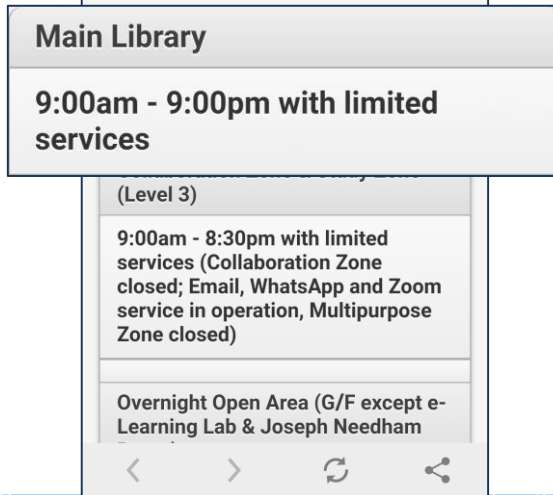
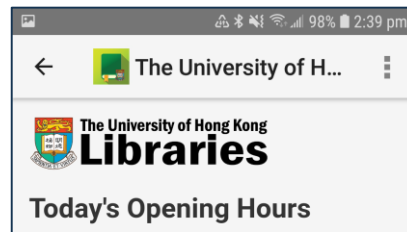
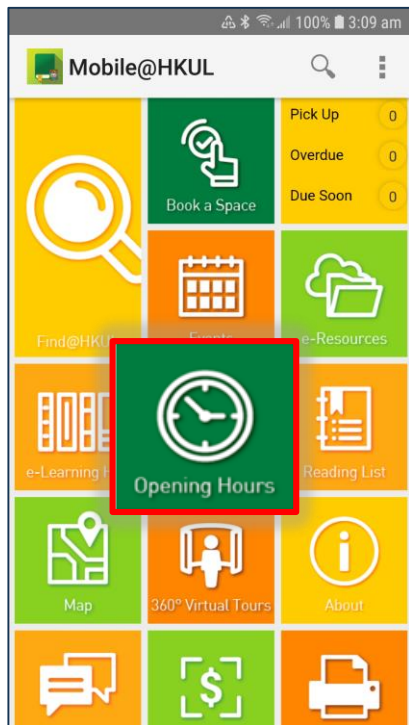
2. A book about "mindfulness"

Please input your answers in the Chat



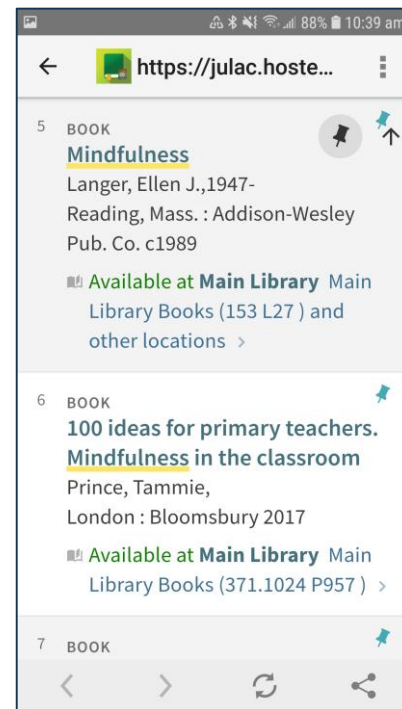
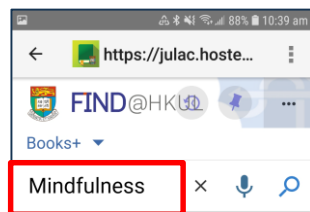
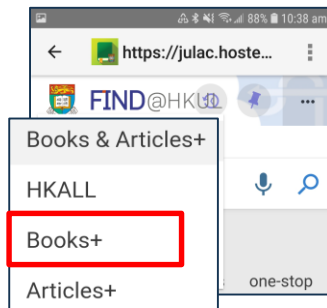
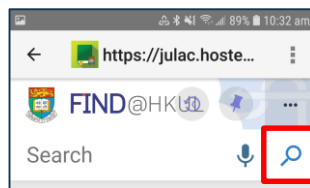
Hands-on Exercises

1. Today's opening hours of Main Library



Hands-on Exercises

A book about “mindfulness”



A dense, repeating pattern of light blue line-art icons on a white background. The icons represent various educational fields: science (flasks, test tubes, atom symbols, paper airplanes), arts (pencils, paint palettes, books), and general learning (books, graduation caps, speech bubbles, and the letters 'A B C').

02

HKU Library Search Assistant

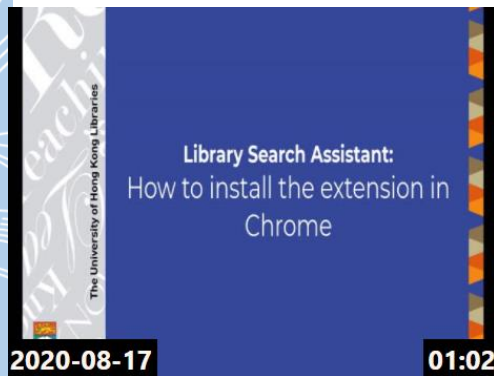
A plugin to search HKU Libraries Catalogue and other popular databases within your browser and access HKUL subscribed resources from a publisher website

Access HKUL E-resources

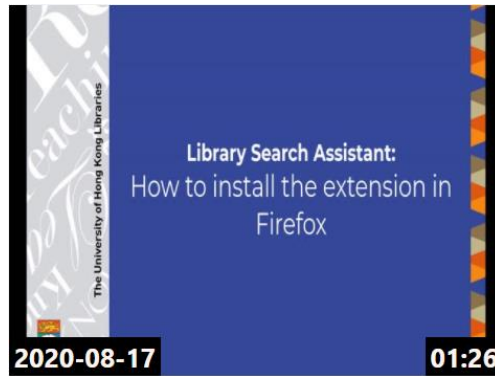


HKU Library Search Assistant

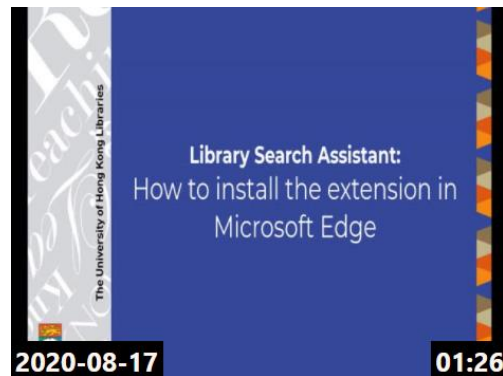
Install the extension in:



[Chrome](#)



[Firefox](#)

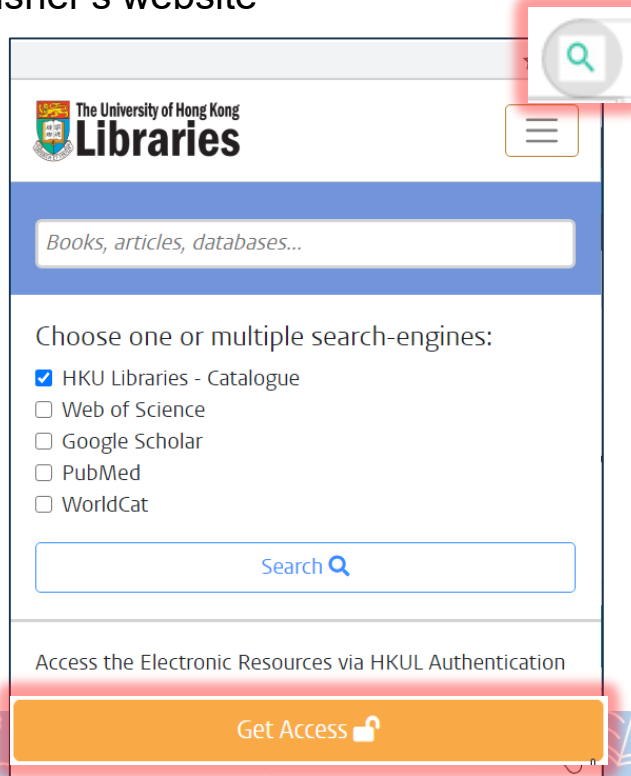


[Microsoft Edge](#)

HKU Library Search Assistant

Get access to e-resources

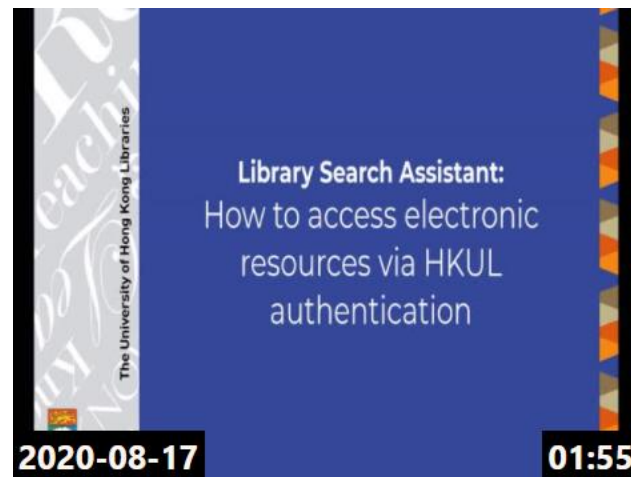
Access from a non-HKUL website, e.g.,
publisher's website



The screenshot shows the HKU Libraries website. At the top left is the HKU Libraries logo. Below it is a search bar with the placeholder text "Books, articles, databases...". To the right of the search bar is a magnifying glass icon. Below the search bar is a section titled "Choose one or multiple search-engines:" with five checkboxes: "HKU Libraries - Catalogue" (checked), "Web of Science", "Google Scholar", "PubMed", and "WorldCat". Below this is a "Search" button with a magnifying glass icon. At the bottom of the page is a red box containing the text "Access the Electronic Resources via HKUL Authentication" and an orange "Get Access" button with a padlock icon.

For example: **Science**

<https://www.sciencemag.org/>

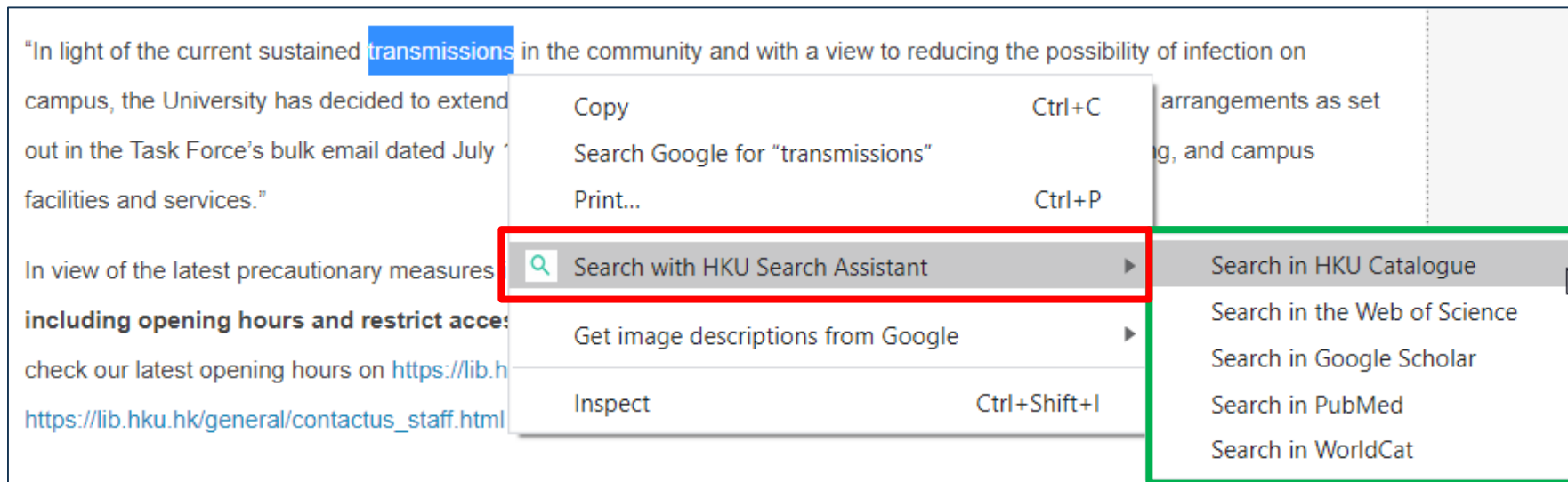


**How to access e-resources
via HKUL authentication**

HKU Library Search Assistant

Perform the searching (1)

Select the text and **right click** to proceed within your search



HKU Library Search Assistant

Perform the searching (2)

Search HKUL Libraries Catalogue
and other popular search engines
without leaving your current page

default_tab&search_scope=My%20Institution&vid=HKU&l... ☆

The University of Hong Kong
Libraries

Books, articles, databases...

Choose one or multiple search-engines:

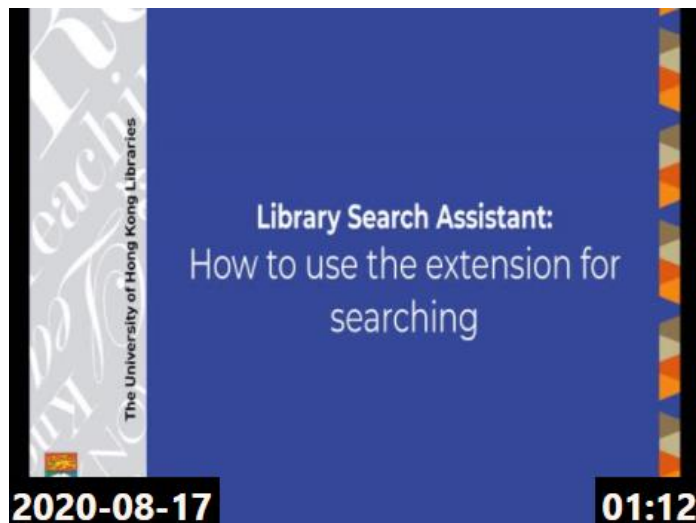
- ☒ HKU Libraries - Catalogue
- ☐ Web of Science
- ☐ Google Scholar
- ☐ PubMed
- ☐ WorldCat

Search

Access the Electronic Resources via HKUL Authentication

Get Access

Perform the searching



[How to use the extension
for searching](#)

The background of the slide is a white vertical band on the left side, featuring a dense pattern of light blue line-art icons. These icons represent various educational fields: science (flasks, test tubes, atom symbols, paper airplanes), arts (pencils, paint palettes, books), and general learning (books, speech bubbles, medals, rulers). The number '03' is prominently displayed in a large, dark blue font over this pattern.

03

Reload via HKUL

A bookmarklet to facilitate access to HKUL subscribed resources from a publisher website

Reload via HKUL

Install Reload via @HKUL

For example: **Science**

<https://www.sciencemag.org/>

<https://libguides.lib.hku.hk/c.php?g=862148>

Safari File Edit View History Bookmarks Window Help


libguides.lib.hku.hk

Apple iCloud Google Yahoo Bing Wikipedia Facebook Twitter

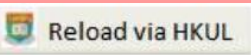

Reload via HKUL

B. Reload via HKUL bookmarklet

For Chrome and Firefox

1. Install the [Chrome extension](#) or the [Firefox extension](#).
2. When accessing a resource from a publisher's website, click on the browser extension .
3. This will trigger the HKUL authentication page for login.

For IE and Safari

1. Install the bookmarklet on your web browser. Drag this button  to your bookmarks toolbar (or right-click to save it to your favorites toolbar).
2. A new button appears in your toolbar, like this:

3. When accessing a resource from a publisher's website, click on the *Reload via HKUL* bookmarklet in your toolbar. You will be prompted to authenticate with your HKU Portal/ library account.

Note: Access is only granted for HKUL subscribed resources and to eligible patrons only.

A dense pattern of light blue line-art icons on a white background, including books, pencils, paper airplanes, beakers, and graduation caps.

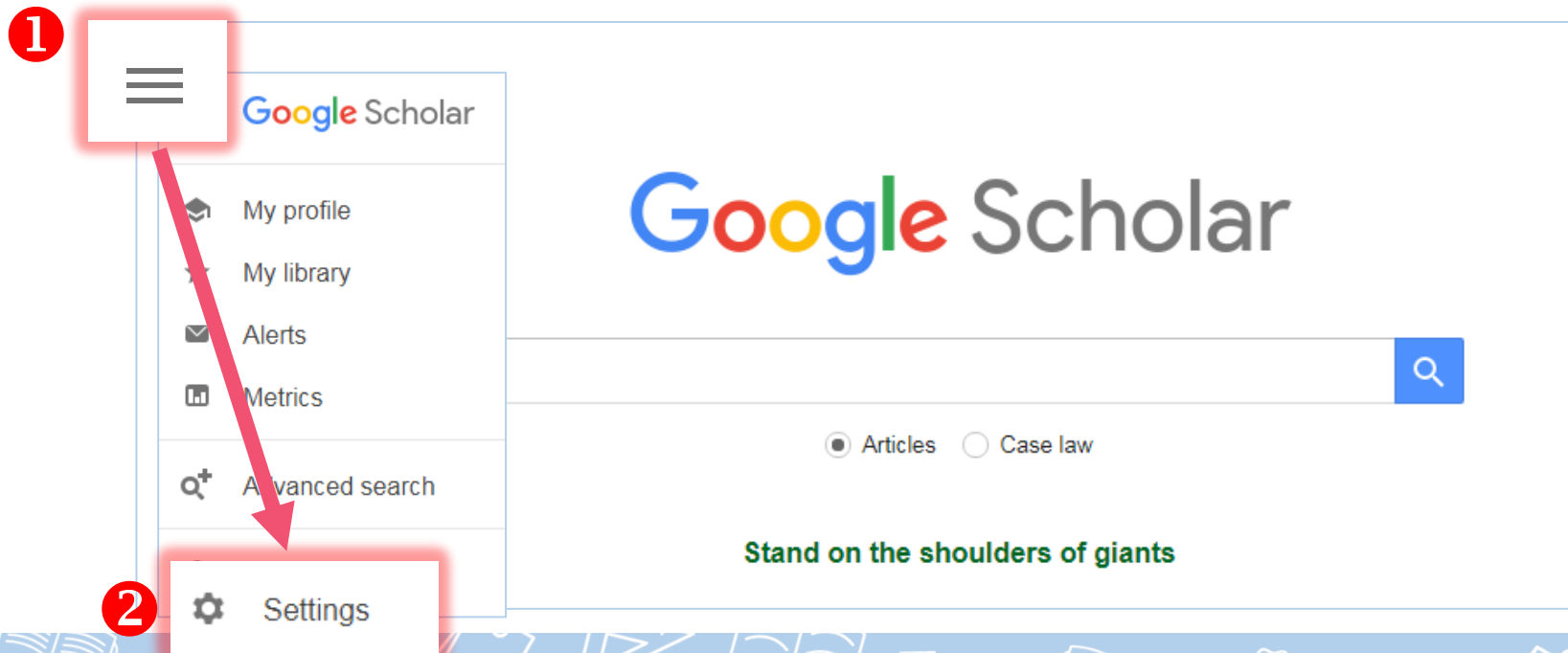
04

Google Scholar

Link to HKUL full text subscriptions
through ViewIt@HKUL

Configure to access HKUL subscriptions

Google Scholar: <https://scholar.google.com/>



Configure to access HKUL subscriptions

Google Scholar

Settings

1 Search results
Languages

Library links

Account
Button

2 Show library access links for (choose up to five libraries):

HKU

e.g., Harvard

3 ☒ The University of Hong Kong - View It@HKUL

☐ HUNG KUANG UNIVERSITY - ProQuest Fulltext

Online access to library subscriptions is usually restricted to patrons of that library. You may need to login with your library password, use a campus computer, or configure your browser to use a library proxy. Please visit your library's website or ask a local librarian for assistance.

4

Save

Cancel

Google Scholar

Search and get full text

The screenshot shows the Google Scholar search results page. The search bar contains the text "H7N9 influenza A virus activation of necroptosis in human monocytes links ir". The first result is highlighted with a red box. A red arrow points from the "View It@HKUL" link in the result to the full-text article on the right. Another red arrow points from the "View It@HKUL" link to the URL in the address bar.

Google Scholar

H7N9 influenza A virus activation of necroptosis in human monocytes links ir

Articles

Any time
Since 2019
Since 2018
Since 2015
Custom range...

Sort by relevance
Sort by date

☒ include patents
☒ include citations

[HTML] H7N9 influenza A virus activation of necroptosis in human monocytes links ir adaptive immune responses
[HTML] nature.com
[View It@HKUL](#)
ACY Lee, AJX Zhang, H Chu, C Li, H Zhu... - Cell Death & Disease
We previously demonstrated that avian influenza A H7N9 virus preferentially infected CD14⁺ monocyte in human peripheral blood mononuclear cells (PBMCs), which led to apoptosis. To better understand H7N9 pathogenesis in relation to monocyte cell death, we showed here that extensive phosphorylation of mixed lineage kinase domain-like (MLKL) protein occurred concurrently with the activation of caspases-8, -9 and -3 in H7N9-infected monocytes at 6 h post infection (hpi), indicating that apoptosis and necroptosis pathways...
☆ 99 All 6 versions

Showing the best result for this search. [See all results](#)

The image shows the full-text article from Cell Death & Disease. The article title is "H7N9 influenza A virus activation of necroptosis in human monocytes links innate and adaptive immune responses". The authors are Andrew C. Y. Lee^{1,2}, Anna J. X. Zhang^{1,2,3}, Hu Chu^{1,2,3}, Can Li^{1,2,3}, Huihan Zhu^{1,2}, Weng W. N. Ma¹, Yanis Chen¹, Huiying Kang^{1,2,3}, Aihua K. W. To^{1,2,3} and Biao-Yang Tang^{1,2,3}. The article is available as an Open Access article. The abstract states: "We previously demonstrated that avian influenza A H7N9 virus preferentially infected CD14⁺ monocyte in human peripheral blood mononuclear cells (PBMCs), which led to apoptosis. To better understand H7N9 pathogenesis in relation to monocyte cell death, we showed here that extensive phosphorylation of mixed lineage kinase domain-like (MLKL) protein occurred concurrently with the activation of caspases-8, -9 and -3 in H7N9-infected monocytes at 6 h post infection (hpi), indicating that apoptosis and necroptosis pathways were simultaneously activated. The apoptotic morphology was readily observed in H7N9-infected monocytes with transmission electron microscopy (TEM), while the pan-caspase inhibitor, Z-VAD-FMK, accelerated cell death through necroptosis, as evidenced by the increased level of pMLKL accompanied with cell swelling and plasma membrane rupture. Most importantly, H7N9-induced cell death could only be stopped by the combined treatment of Z-VAD-FMK and necrostatin (NecS), a p38MAPK inhibitor, but not by individual inhibition of caspase or RIPK3. Our data further showed that activation of apoptosis and necroptosis pathways in monocytes differentially contributed to the immune response of monocytes upon H7N9 infection. Specifically, caspase inhibition significantly enhanced, while RIPK3 inhibition reduced the early expression of type I interferon and cytokines/chemokines in H7N9-infected monocytes. Moreover, culture supernatants from Z-VAD-FMK-treated H7N9-infected monocytes promoted the expression of co-stimulatory molecule CD80, CD86 and CD86 on freshly isolated monocytes and monocyte-derived dendritic cells (MDSCs) and enhanced the capacity of MDSCs to induce CD4⁺ T-cell proliferation *in vitro*. In contrast, these immune stimulatory effects were abrogated by using culture supernatants from H7N9-infected monocytes with RIPK3 inhibition. In conclusion, our findings indicated that H7N9 infection activated both apoptosis and necroptosis in monocytes, and that RIPK3 activity is required for upregulation of innate immune responses, while caspase activation suppresses the immune response." The introduction states: "Influenza A virus infection and replication in host cells induce apoptosis, necroptosis and pyroptosis^{1,2}. Viral proteins including F101²⁷, NP and NSP trigger apoptosis through the intrinsic pathway by mitochondrial dependent activation of caspase-9^{3,4}. At the same time, virus induced cytokines, for instance, Interferon-γ and tumor necrosis factor-α, activate extrinsic apoptosis-inducing ligand (FasL)⁵ activate extrinsic apoptosis through death receptor-mediated caspase-8 activation. Influenza virus infection also leads to necroptosis, a form of regulated necrosis. Necroptosis depends on the formation and activation of necrosome, which consists of receptor interacting protein kinase-1 (RIPK1), RIPK3, and mixed lineage kinase domain-like (MLKL)^{6,7}. Activation of RIPK1/RIPK3 leads to the phosphorylation of MLKL, which induces cell death."

Watch the video at:

<https://libguides.lib.hku.hk/c.php?g=862148#s-lg-box-wrapper-24739831>

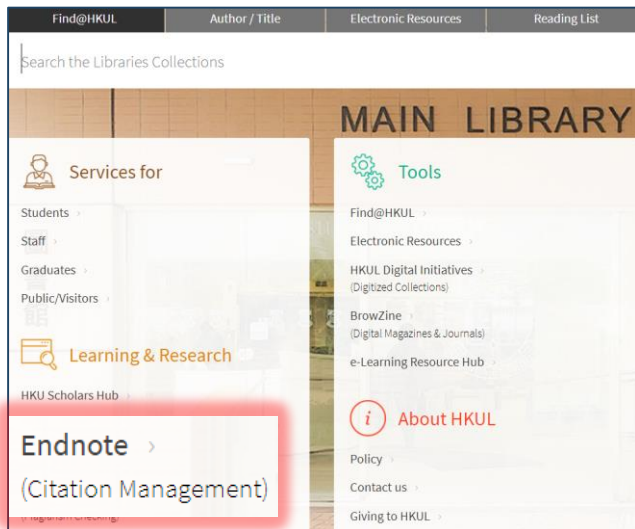
A vertical decorative strip on the left side of the slide. It has a white background and is filled with a dense pattern of small, light blue line-art icons. These icons represent various educational fields: science (flasks, test tubes, atom symbols, paper airplanes), mathematics (rulers, protractors, geometric shapes), literature (books, pencils, notepaper), and general learning (graduation caps, medals, speech bubbles).

05

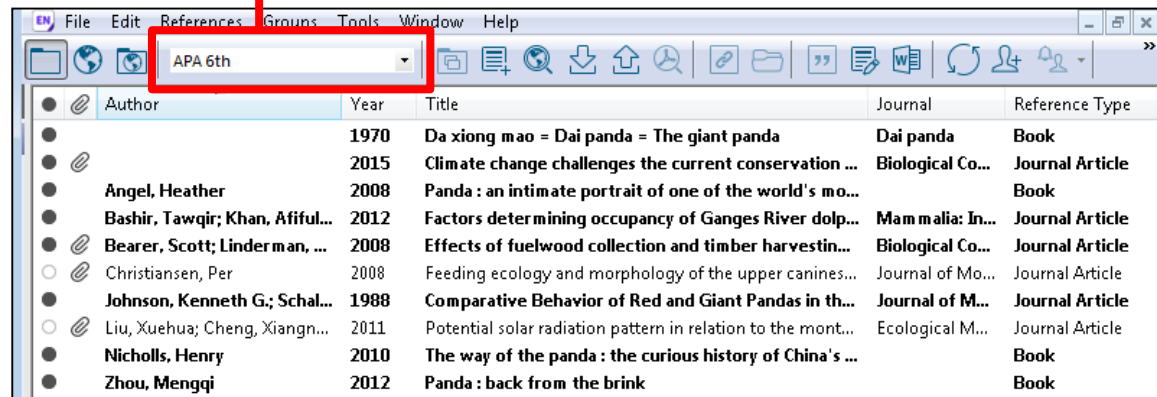
Endnote

A reference management software to organize readings and cite sources while writing a paper

Keep a record of your reading materials in an **Endnote library**

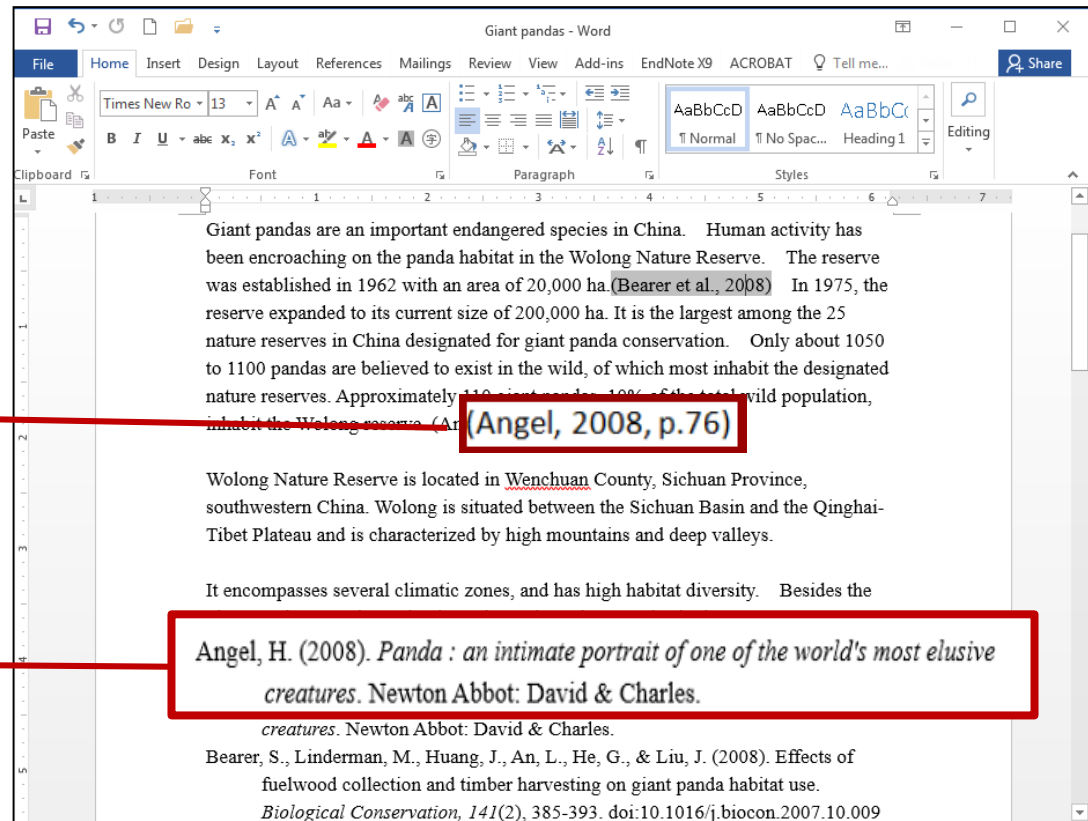


Format the document in a selected **citation style**, e.g. APA.



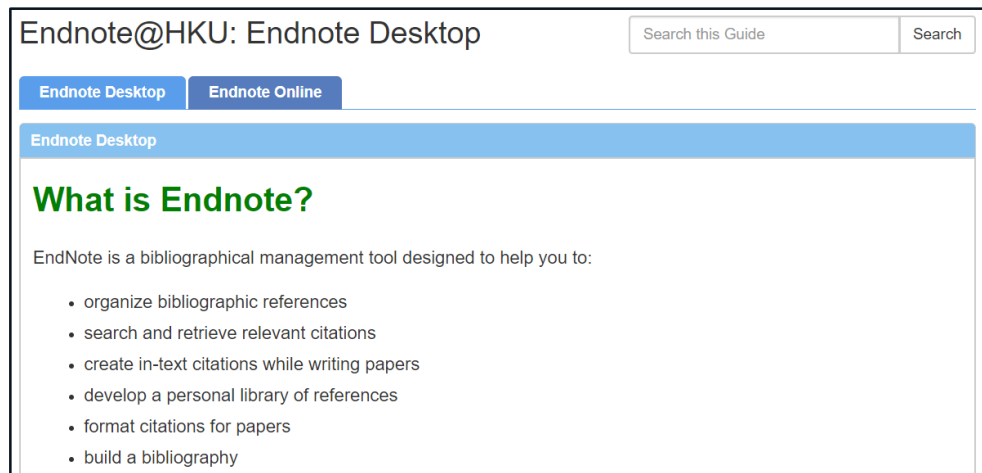
Build **in-text citations**
to acknowledge the work of another
person.

Create the **reference list**



- Download by current HKU staff and students only
- Attend an Endnote workshop or learn it online:

<https://libguides.lib.hku.hk/endnote/>



- Find out more: <https://lib.hku.hk/endnote/>



A vertical decorative strip on the left side of the slide, featuring a white background with a repeating pattern of small, light blue line-art icons. These icons represent various educational fields: science (flasks, test tubes, atom symbols), mathematics (rulers, protractors, paper airplanes), arts (pencils, paint palettes), and general learning (books, medals, speech bubbles).

06

Questions & Answers



Ask A Librarian



Information counter



3917-2203



5441-5441




libis@hku.hk



Research Consultation
(Postgraduate Students only)



A decorative border of various educational icons in light blue, including books, paper airplanes, medals, test tubes, and the letters 'A B C', runs along the top and bottom edges of the image.

**Wish you
every success
in your study!**