

Student Startup Kit @HKUL



The University of Hong Kong
Libraries

October 2020

Startup Kit @HKUL

<https://libguides.lib.hku.hk/startup>

Attend
/visit

- ☐ [Library training](#)
- ☐ [Online Course: Plagiarism & academic honesty](#)
- ☐ [Student card](#)
- ☐ [JULAC card](#)
- ☐ [Book a Space](#)

Configure
/install

- ☐ [Mobile@HKUL](#)
- ☐ [Reload via HKUL](#)
- ☐ [HKUL Search Assistant](#)
- ☐ [Google Scholar](#)
- ☐ [Endnote](#)

Explore
/search

- ☐ [ReadingList@HKUL](#)
- ☐ [Find@HKUL](#)
- ☐ [Databases](#)
- ☐ [Alerts](#)
- ☐ [Turnitin](#)
- ☐ [ExamBase](#)
- ☐ [Subject Guides](#)
- ☐ [HKU e-Learning Resource Hub](#)
- ☐ [Research Support@HKUL](#)



**onfigure
/install**

01

Mobile@HKUL

03

Reload via HKUL

05

Endnote

We will cover

02

**HKU Library
Search Assistant**

04

Google Scholar

06

Questions & Answers



01

Mobile@HKUL

Quick mobile access to HKU
library information and services

App Features



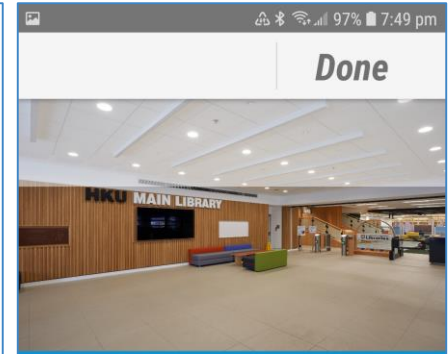
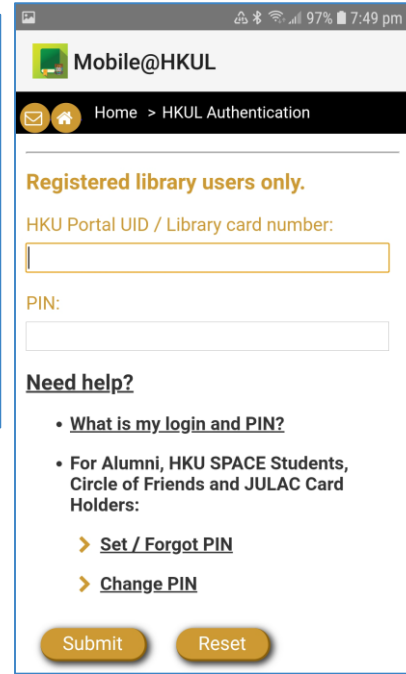
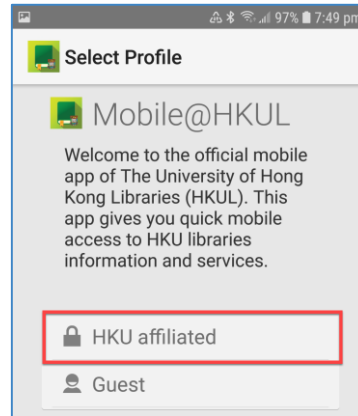
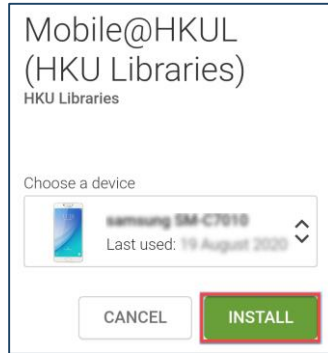

<https://libguides.lib.hku.hk/mobilehku>

- Receive alerts and announcements with Push Notifications
- Manage your HKUL account - view your loans, requests and fine/fees, online renewals and more
- Search the Library Catalogue
- Locate libraries on and off campus
- Opening hours of libraries and study areas
- View your course information and reading lists
- Search the Library Staff Directory and look up contact information
- Receive the latest news and events from the HKUL
- Access to key e-resources on LibGuides

New features are continuously being planned and released, so please keep checking for updates.

- Access to HKU Moodle (*Aug/Sep Release*)
- View your current UPrint quota
- Access to HKU uPay mobile payment
- Facilities booking - check availability of library facilities, make/cancel reservation (pending)

Install Mobile@HKUL: main steps



Welcome to Mobile@HKUL

The official mobile app of The University of Hong Kong Libraries (HKUL). This app gives you quick mobile access to HKU libraries information



Install Mobile@HKUL




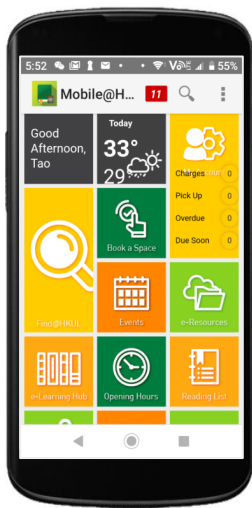
[Install Mobile@HKUL on Android Device](#)



[Install Mobile@HKUL on IOS Device](#)

Hands-on Exercises

Find ...



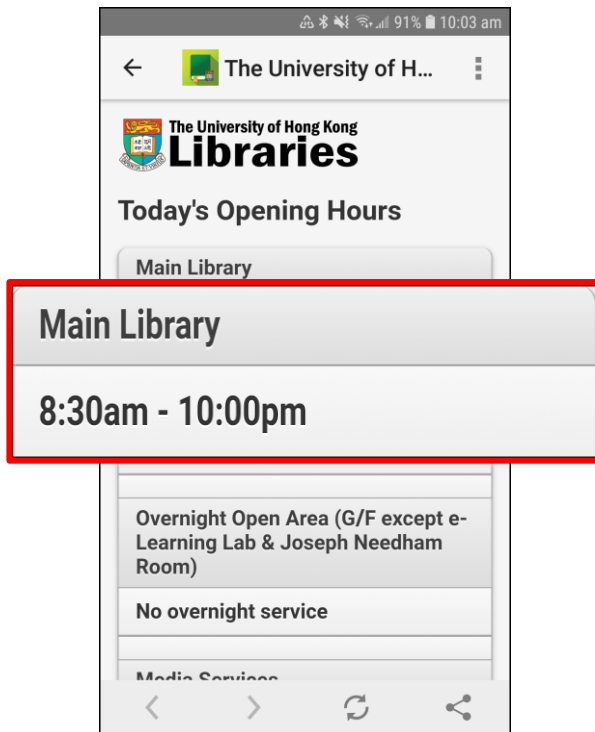
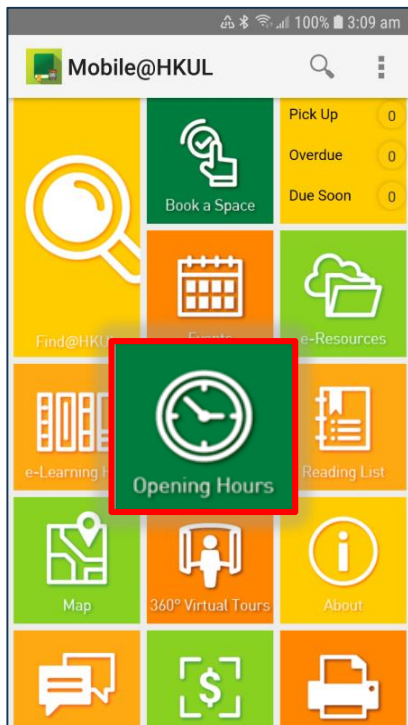
1. Today's opening hours of Main Library

2. A book about "mindfulness"

Please input your answers in the Chat

Hands-on Exercises


1. Today's opening hours of Main Library



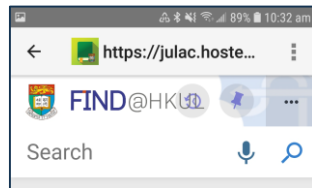
Hands-on Exercises

A book about “mindfulness”

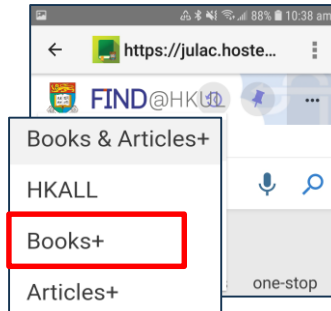
1



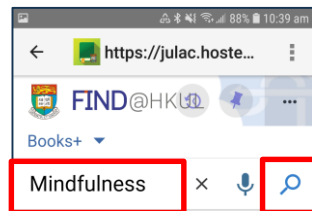
2



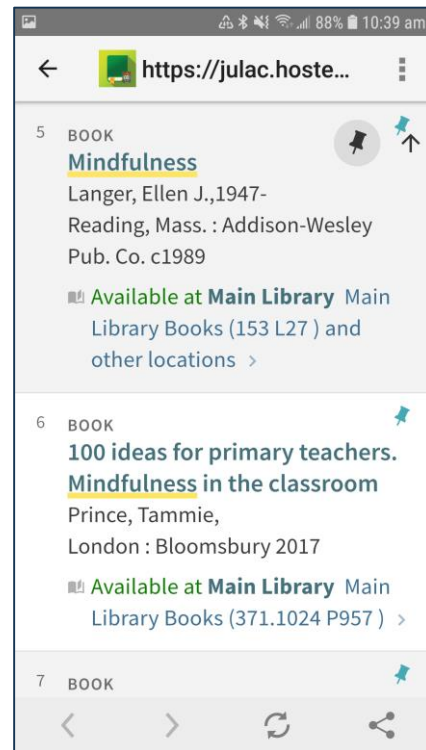
3



4



5



The background of the left side of the slide is a white vertical band filled with a repeating pattern of small, light blue line-art icons. These icons represent various educational fields: books, laboratory glassware (flasks, beakers, test tubes), scientific symbols (atoms, molecules), geometric shapes (rulers, compasses, triangles), and general study items (pencils, paper planes, speech bubbles, and medals).

02

HKU Library Search Assistant

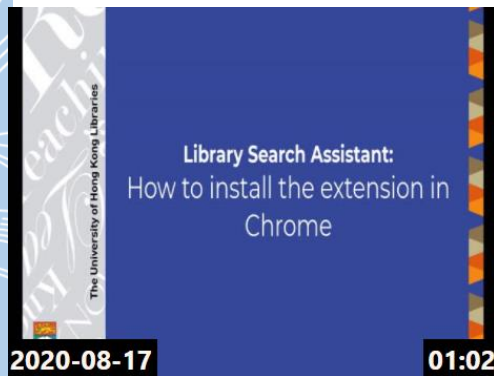
A plugin to search HKU Libraries Catalogue and other popular databases within your browser and access HKUL subscribed resources from a publisher website

Access HKUL E-resources

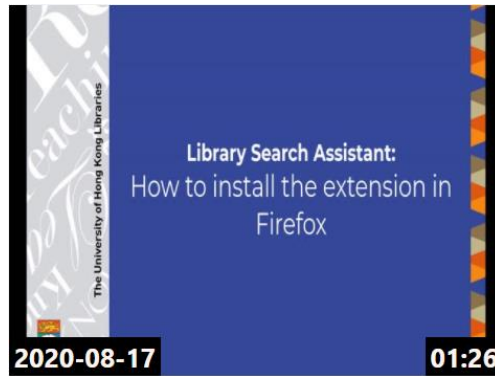


HKU Library Search Assistant

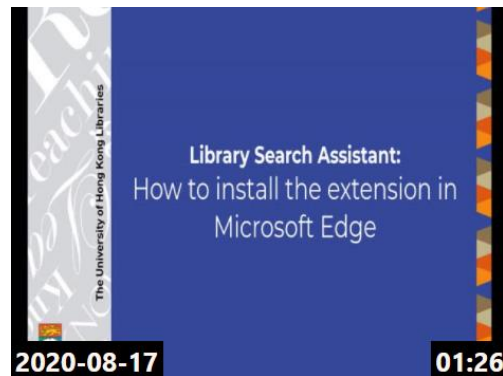
Install the extension in:



[Chrome](#)



[Firefox](#)

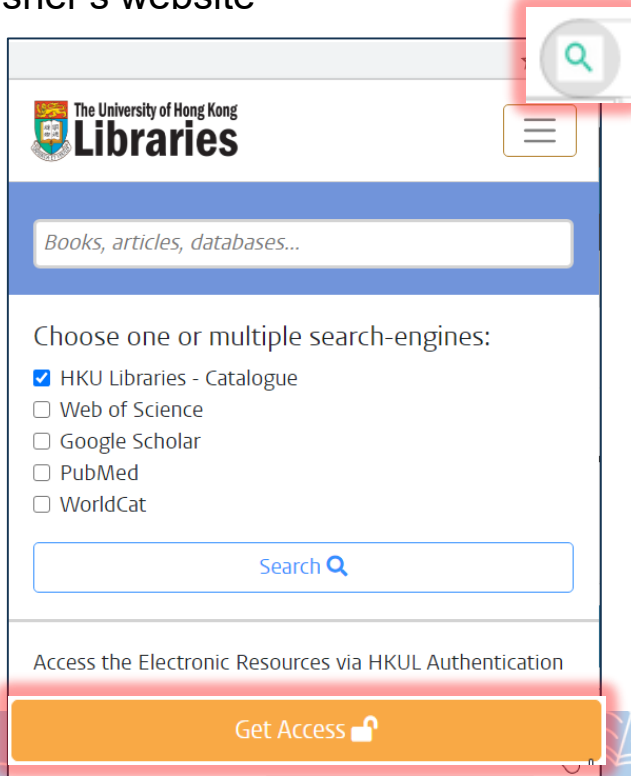


[Microsoft Edge](#)

HKU Library Search Assistant

Get access to e-resources

Access from a non-HKUL website, e.g.,
publisher's website



The University of Hong Kong
Libraries

Books, articles, databases...

Choose one or multiple search-engines:

- ☒ HKU Libraries - Catalogue
- ☐ Web of Science
- ☐ Google Scholar
- ☐ PubMed
- ☐ WorldCat


Search 🔍

Access the Electronic Resources via HKUL Authentication

Get Access 🔒

For example: **Science**

<https://www.sciencemag.org/>

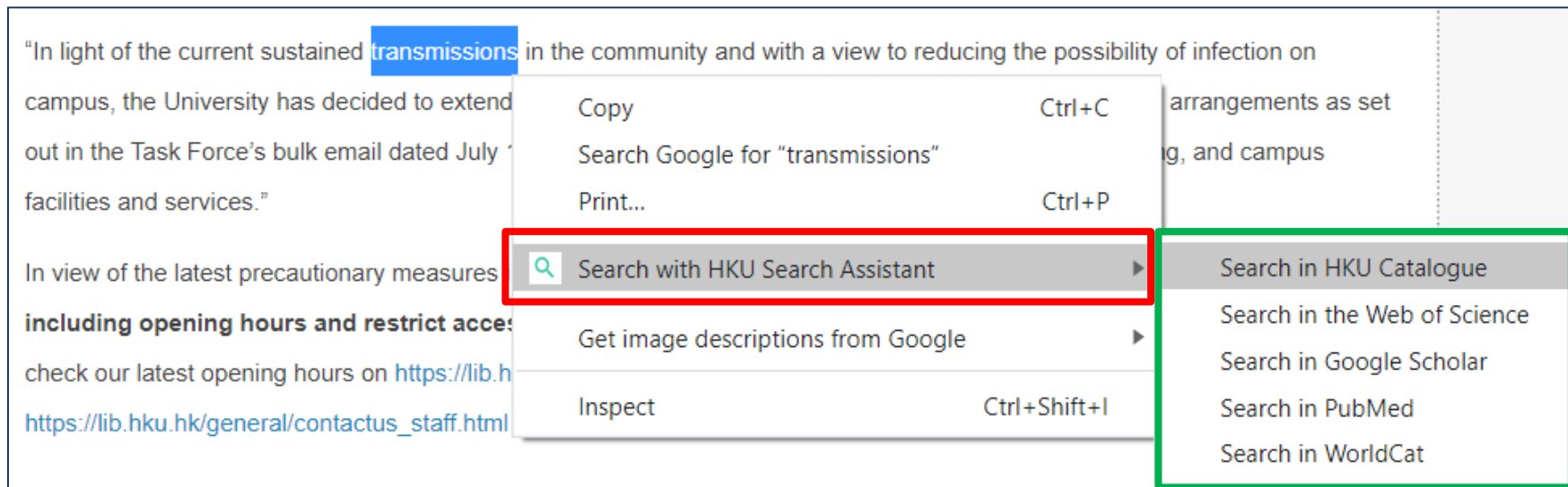


**How to access e-resources
via HKUL authentication**

HKU Library Search Assistant

Perform the searching (1)

Select the text and **right click** to proceed within your search



The screenshot shows a web page with a right-click context menu open over the word "transmissions". The menu includes options like Copy, Search Google, Print, and Search with HKU Search Assistant. The "Search with HKU Search Assistant" option is highlighted with a red box, and a sub-menu is open to its right, listing various search engines like HKU Catalogue, Web of Science, Google Scholar, PubMed, and WorldCat. The sub-menu is outlined with a green box.

"In light of the current sustained **transmissions** in the community and with a view to reducing the possibility of infection on campus, the University has decided to extend arrangements as set out in the Task Force's bulk email dated July g, and campus facilities and services."

In view of the latest precautionary measures

including opening hours and restrict access

check our latest opening hours on https://lib.hku.hk/general/contactus_staff.html

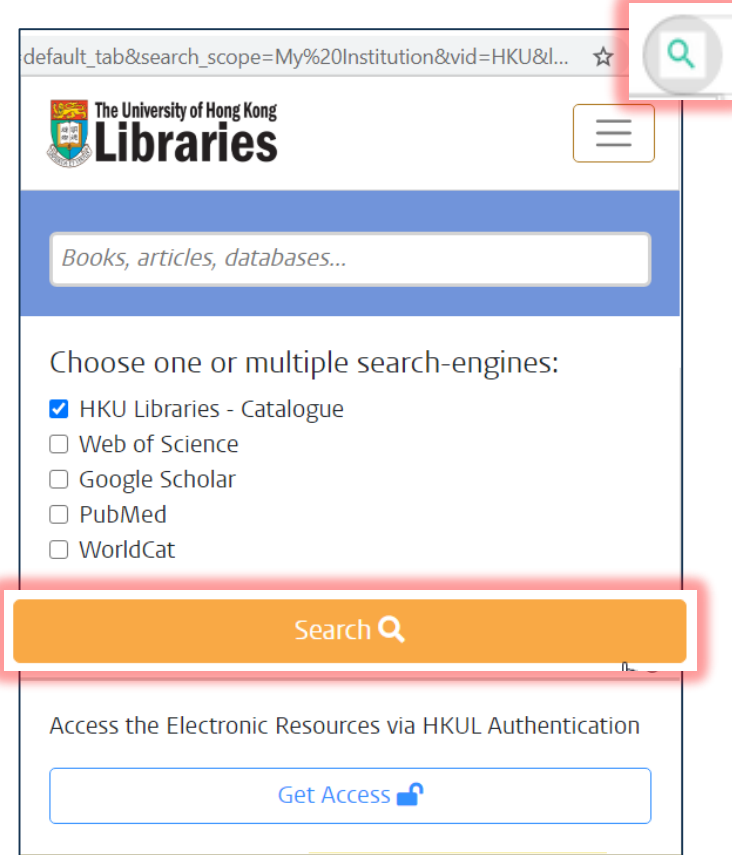
Context Menu Options:

- Copy (Ctrl+C)
- Search Google for "transmissions"
- Print... (Ctrl+P)
- Search with HKU Search Assistant** (highlighted with a red box)
 - Search in HKU Catalogue
 - Search in the Web of Science
 - Search in Google Scholar
 - Search in PubMed
 - Search in WorldCat
- Get image descriptions from Google
- Inspect (Ctrl+Shift+I)


HKU Library Search Assistant

Perform the searching (2)

Search HKUL Libraries Catalogue
and other popular search engines
without leaving your current page




default_tab&search_scope=My%20Institution&vid=HKU&l... ☆

 The University of Hong Kong
Libraries


Books, articles, databases...

Choose one or multiple search-engines:

- ☒ HKU Libraries - Catalogue
- ☐ Web of Science
- ☐ Google Scholar
- ☐ PubMed
- ☐ WorldCat

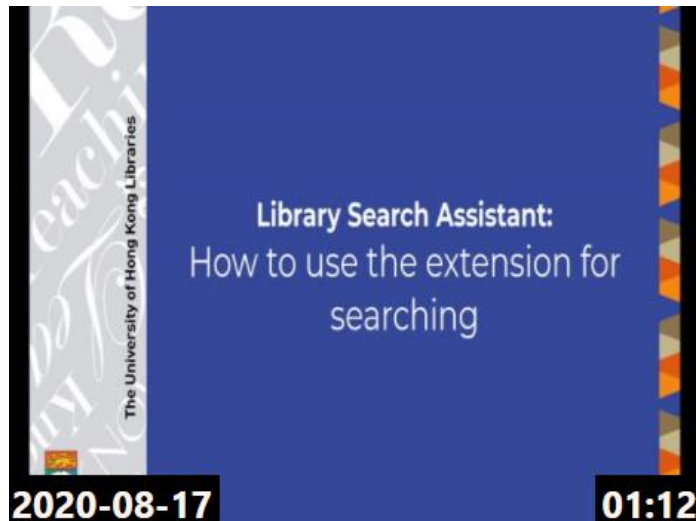
Search 

Access the Electronic Resources via HKUL Authentication

Get Access 

HKU Library Search Assistant

Perform the searching



How to use the extension for searching

A dense pattern of light blue line-art icons on a white background. The icons represent various educational fields: science (flasks, test tubes, atom symbols), mathematics (rulers, protractors, geometric shapes), arts (pencils, paint palettes, paper airplanes), and general learning (books, medals, speech bubbles, and the letters A, B, C).

03

Reload via HKUL


A bookmarklet to facilitate access to HKUL subscribed resources from a publisher website

Reload via HKUL

Install Reload via HKUL

<https://libguides.lib.hku.hk/c.php?g=862148>

The screenshot shows a Safari browser window with the address bar displaying [libguides.lib.hku.hk](https://libguides.lib.hku.hk/c.php?g=862148). The page title is "B. Reload via HKUL bookmarklet". The left sidebar shows a list of "Favourites" including Apple, iCloud, Google, Yahoo, Bing, Wikipedia, Facebook, Twitter, and "Reload via HKUL". The main content area is titled "For IE and Safari" and contains three numbered steps:

1. Install the bookmarklet on your web browser. Drag this button to your bookmarks toolbar (or right-click to save it to your favorites toolbar).
2. A new button appears in your toolbar, like this:
The screenshot shows a browser toolbar with three buttons: "Dragon", "Reload via HKUL", and "Find@HKUL". The "Reload via HKUL" button is highlighted with a red box.
3. When accessing a resource from a publisher's website, click on the *Reload via HKUL* bookmarklet in your toolbar. You will be prompted to authenticate with your HKU Portal/ library account.

A red arrow points from the "Reload via HKUL" button in the toolbar to a red box containing the text "Reload via HKUL". Another red box contains the text "Drag this button to the bookmarks toolbar". A red box at the bottom of the page contains the note: "Note: Access is only granted for HKUL subscribed resources and to eligible patrons only."

For example: **Science**

<https://www.sciencemag.org/>

A vertical decorative strip on the left side of the slide. It has a white background and is filled with a dense pattern of small, light blue line-art icons. These icons represent various educational fields: science (flasks, test tubes, atom symbols, paper airplanes), mathematics (rulers, protractors, geometric shapes), literature (open books, scrolls), and general learning (pencils, erasers, speech bubbles, medals).

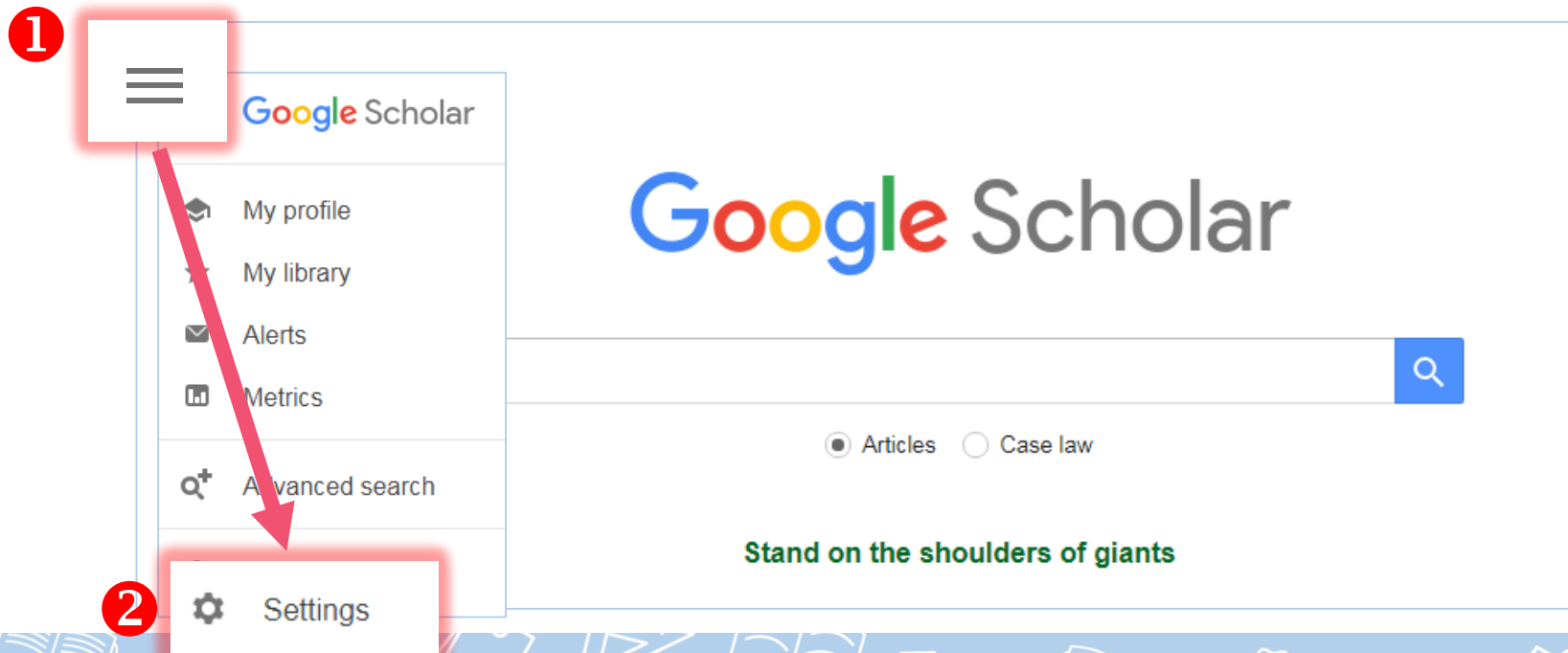
04

Google Scholar

Link to HKUL full text subscriptions
through ViewIt@HKUL

Configure to access HKUL subscriptions

Google Scholar: <https://scholar.google.com/>



Configure to access HKUL subscriptions

Google Scholar

Settings

1 Search results
Languages

Library links

Account
Button

2 Show library access links for (choose up to five libraries):

HKU

e.g., Harvard

3 ☒ The University of Hong Kong - View It@HKUL

☐ Open WorldCat - Library Search

☐ Hasan Kalyoncu University - EBSCOFullText@HKULibrary

☐ HUNG KUANG UNIVERSITY - ProQuest Fulltext

Online access to library subscriptions is usually restricted to patrons of that library. You may need to login with your library password, use a campus computer, or configure your browser to use a library proxy. Please visit your library's website or ask a local librarian for assistance.

4

Save

Cancel

<https://libguides.lib.hku.hk/c.php?g=862148#s-lg-box-wrapper-24739831>

Yu et al. • Cell Death and Innate Immune Responses
J. Neurosci., September 24, 2008 • 28(39):9739–9750 • 9741

Cell Death & Disease

ARTICLE

Open Access

H7N9 influenza A virus activation of necroptosis in human monocytes links innate and adaptive immune responses

Andrew C. Y. Lee^{1,2}, Xue S. Zhang^{1,2,3,4}, Jih-Chi Chang^{1,2}, Can Li¹, Hsueh-Shan Li¹, Winger W. M. Fu¹, Yanis Chen¹,
Kienlung Kola^{1,2,3,4}, Kelvin K. W. To^{1,2,3,4}, and Raulo Tienchi Yuen^{1,2,3,4}

Abstract

It is generally understood that influenza A virus (IAV) can preferentially infect CD34⁺ monocytes in human peripheral blood mononuclear cells (PBMCs), which lead to apoptosis. To better understand IAV pathogenesis in human monocytes cell death, we have examined the role of IAV in the activation of necroptosis in human PBMCs. MyD88 protein occurred concurrently with the activation of caspases 9, 8, and 3 in IAV-infected monocytes at 6 h postinfection (hpi), indicating the role of IAV in the activation of necroptosis pathway. IAV-induced necroptosis in PBMCs was readily observed in IAV-infected monocytes with transcription electron microscope (TEM), while no apparent immune inhibition, cytokine storm, or activated cell death through apoptosis, as evidenced by immunofluorescence and flow cytometry, was observed. IAV-induced cell death through necroptosis was associated with the formation of a protein complex containing MyD88, IRAK1, and IRAK4, accompanied with cell swelling and plasma membrane rupture. Most importantly, IAV-induced cell death may not be triggered by the combined treatment of IAV and necrostatinB (NB), a p38 β kinase translocation inhibitor, but not by the individual inhibitor of caspase or NBNS. Our data further showed that activation of caspases and necroptosis pathways in monocytes differentially controlled the immune response. Monocyte cell death through necroptosis, specifically, is required for the induction of type I interferon and interferon-stimulated genes (ISGs). In contrast, IAV-induced necroptosis in monocytes resulted in the early repression of type I interferon and cytokine chemokines in IAV-infected cells. Moreover, culture supernatants from IAV-treated IAV-infected monocyte promote the expression of co-stimulatory molecule (CD80, CD86) and CD84 on freshly isolated monocytes and monocyte-derived dendritic cells. BMDCs and enhanced the capacity of BMDCs to induce CD3⁺ T cell proliferation. In contrast, these immune stimulatory activities were inhibited when IAV-infected cells were treated with NB. In conclusion, IAV activates necroptosis in monocytes, which is required for upregulation of immune immune responses, while caspase activation suppresses the immune response.

Introduction

Influenza A virus infection and replication in host cells involves "innate," "neutrophilic," and "granulocytic." Viral proteins including PB1, PB2, NP, and NS2⁺ trigger apoptosis through the intrinsic pathway by mitochondrial

dependent activation of caspase-9^{1–3}. At the same time, virus-induced cytotoxicity, for instance TAA1⁴, TRAF3⁵, and TRAF6⁶ activation, can induce cell death-related apoptosis-inducing ligand (TRAIL)⁷ extrinsic apoptosis signaling through death receptors⁸ and caspases⁹ activation. Inherent virus infection also leads to necroptosis, a form of regulated necrosis, depending on the inhibition and activation of necroptosis, which consists of receptor interacting protein kinase 1 (RIPK1), RIPK3, and mixed lineage kinase domain like (MLKL)¹⁰. Activation of RIPK1/RIPK3 leads to the phosphorylation of MLKL,

Received December 28, 2007; revised July 26, 2008; accepted Aug. 1, 2008.

This work was supported by National Natural Science Foundation of China Grants 30625412, 30625413, 30625414, 30625415, 30625416, 30625417, 30625418, 30625419, 30625420, 30625421, 30625422, 30625423, 30625424, 30625425, 30625426, 30625427, 30625428, 30625429, 30625430, 30625431, 30625432, 30625433, 30625434, 30625435, 30625436, 30625437, 30625438, 30625439, 30625440, 30625441, 30625442, 30625443, 30625444, 30625445, 30625446, 30625447, 30625448, 30625449, 30625450, 30625451, 30625452, 30625453, 30625454, 30625455, 30625456, 30625457, 30625458, 30625459, 30625460, 30625461, 30625462, 30625463, 30625464, 30625465, 30625466, 30625467, 30625468, 30625469, 30625470, 30625471, 30625472, 30625473, 30625474, 30625475, 30625476, 30625477, 30625478, 30625479, 30625480, 30625481, 30625482, 30625483, 30625484, 30625485, 30625486, 30625487, 30625488, 30625489, 30625490, 30625491, 30625492, 30625493, 30625494, 30625495, 30625496, 30625497, 30625498, 30625499, 30625500, 30625501, 30625502, 30625503, 30625504, 30625505, 30625506, 30625507, 30625508, 30625509, 30625510, 30625511, 30625512, 30625513, 30625514, 30625515, 30625516, 30625517, 30625518, 30625519, 30625520, 30625521, 30625522, 30625523, 30625524, 30625525, 30625526, 30625527, 30625528, 30625529, 30625530, 30625531, 30625532, 30625533, 30625534, 30625535, 30625536, 30625537, 30625538, 30625539, 30625540, 30625541, 30625542, 30625543, 30625544, 30625545, 30625546, 30625547, 30625548, 30625549, 30625550, 30625551, 30625552, 30625553, 30625554, 30625555, 30625556, 30625557, 30625558, 30625559, 30625560, 30625561, 30625562, 30625563, 30625564, 30625565, 30625566, 30625567, 30625568, 30625569, 30625570, 30625571, 30625572, 30625573, 30625574, 30625575, 30625576, 30625577, 30625578, 30625579, 30625580, 30625581, 30625582, 30625583, 30625584, 30625585, 30625586, 30625587, 30625588, 30625589, 30625590, 30625591, 30625592, 30625593, 30625594, 30625595, 30625596, 30625597, 30625598, 30625599, 30625600, 30625601, 30625602, 30625603, 30625604, 30625605, 30625606, 30625607, 30625608, 30625609, 30625610, 30625611, 30625612, 30625613, 30625614, 30625615, 30625616, 30625617, 30625618, 30625619, 30625620, 30625621, 30625622, 30625623, 30625624, 30625625, 30625626, 30625627, 30625628, 30625629, 30625630, 30625631, 30625632, 30625633, 30625634, 30625635, 30625636, 30625637, 30625638, 30625639, 30625640, 30625641, 30625642, 30625643, 30625644, 30625645, 30625646, 30625647, 30625648, 30625649, 30625650, 30625651, 30625652, 30625653, 30625654, 30625655, 30625656, 30625657, 30625658, 30625659, 30625660, 30625661, 30625662, 30625663, 30625664, 30625665, 30625666, 30625667, 30625668, 30625669, 3062567

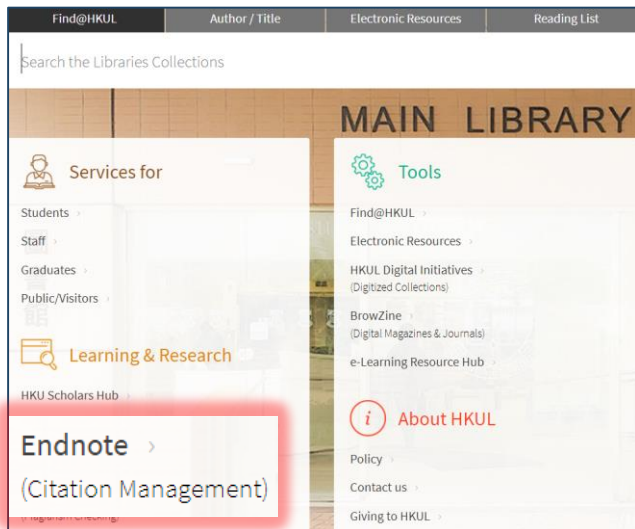
A vertical decorative bar on the left side of the slide, filled with a repeating pattern of small, light blue line-art icons. These icons represent various educational fields: science (flasks, test tubes, atom symbols, paper airplanes), arts (pencils, paint palettes, books), and general learning (books, medals, speech bubbles, geometric shapes).

05

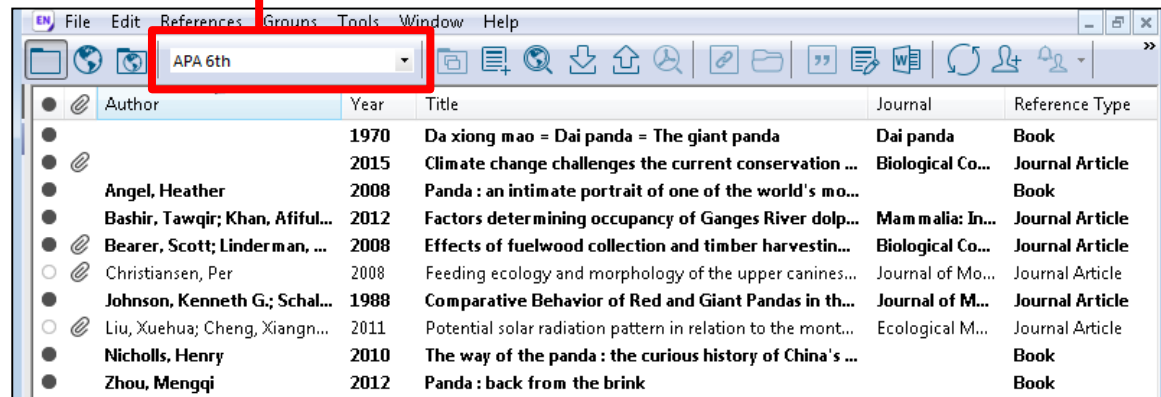
Endnote

A reference management software to organize readings and cite sources while writing a paper

Keep a record of your reading materials in an **Endnote library**

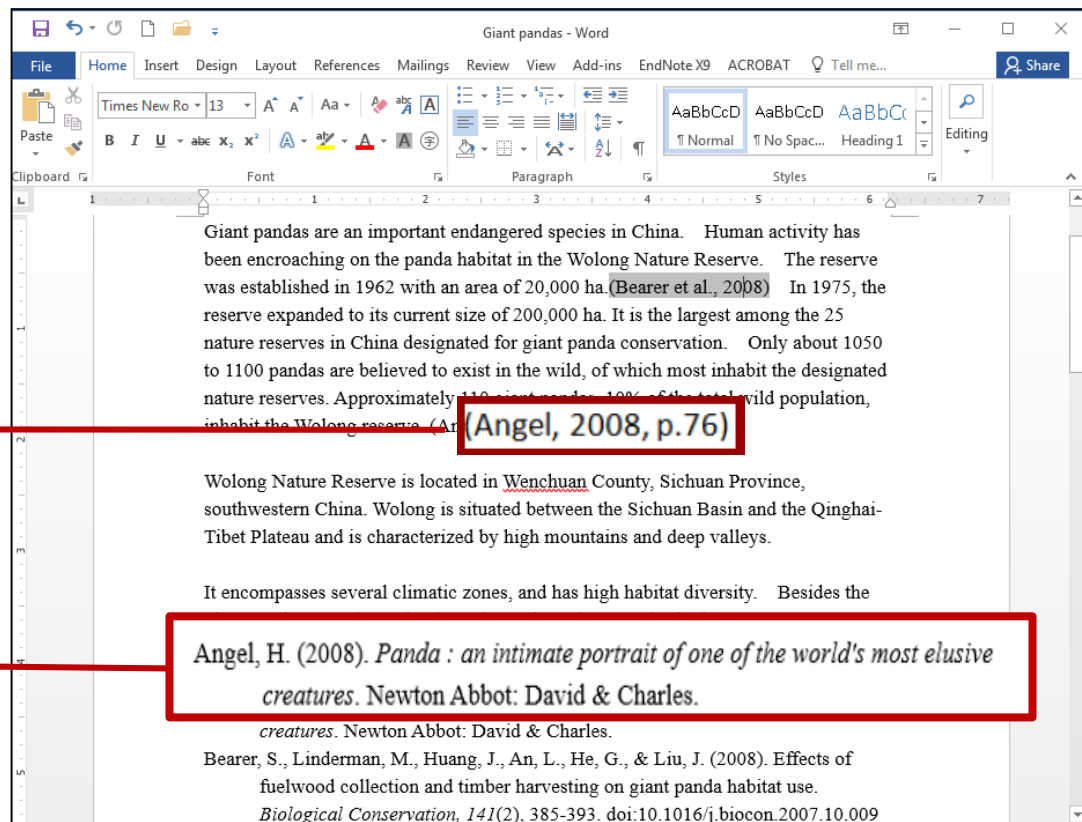


Format the document in a selected **citation style**, e.g. APA.



Build **in-text citations**
to acknowledge the work of another
person.

Create the **reference list**



- Download by current HKU staff and students only
- Attend Endnote workshop
<https://tinyurl.com/hkulcourses>
- Learn it online
<https://libguides.lib.hku.hk/endnote/>
- Watch the videos

Library Courses

- ▶ Endnote Workshop I for Mac (via Zoom)
- ▶ Endnote Workshop I for Win (via Zoom)
- ▶ Endnote Workshop II for Mac (via Zoom)
- ▶ Endnote Workshop II for Win (via Zoom)
- ▶ Endnote Workshop for Mac
- ▶ Endnote Workshop for Win



Endnote@HKU: Endnote Desktop


Endnote Desktop Endnote Online Endnote Training Videos

Endnote Desktop

What is Endnote?

EndNote is a bibliographical management tool designed to help you to:

- organize bibliographic references
- search and retrieve relevant citations
- create in-text citations while writing papers
- develop a personal library of references
- format citations for papers
- build a bibliography



Endnote@HKU: Endnote Training Videos


Endnote Desktop Endnote Online Endnote Training Videos

Videos

Endnote Training Videos

Table of Contents

- Video 1 - What is Endnote
- Video 2 - Create an Endnote Library
- Video 3.1 - Build your Endnote Library - Direct Export (1. Find@HKUL)
- Video 3.2 - Build your Endnote Library - Direct Export (2. Databases)
- Video 3.3 - Build your Endnote Library - Direct Export (3. Google Scholar)
- Video 4 - Manual Input
- Video 5 - Manage your Endnote Library
- Video 6 - Managing PDF Files
- Video 7 - Manage a Large Endnote Library
- Video 8.1 - Cite While You Write (1)
- Video 8.2 - Cite While You Write (2)



- Find out more: <https://lib.hku.hk/endnote/>



06

Questions & Answers

Ask A Librarian



Information counter



3917-2203



5441-5441




libis@hku.hk



Research Consultation
(Postgraduate Students only)



The image features a light blue background with a central white rectangular area containing the text. The top and bottom edges of the image are decorated with a repeating pattern of small, light blue line-art icons. These icons include various educational symbols such as books, graduation caps, light bulbs, paper airplanes, and geometric shapes.

**Wish you
every success
in your study!**